

Softform[®] Premier Active 2

with Active 2 RX Control Unit



Yes, you can.[®]

A dynamic support surface with enhanced pressure relief

With the aim of providing healthcare professionals a dynamic therapeutic support surface - offering additional levels of pressure relief - we have added the Active 2 RX Control Unit to our leading Softform Premier foam mattress to create the Softform Active 2 RX.

The addition of this control unit allows users to deliver optimal client support at the touch of a button via active alternating air cells.

Working together with the clinically proven* interface of the Softform Premier foam mattress, these alternating air cells assist in the prevention of pressure ulcers, allowing adequate support.

'Very High Risk' Static Surface

A specially cut, high specification foam interface. Uses effective contouring to assist in microclimate management and pressure redistribution, offering comfortable and effective pressure redistribution for clients at 'Very High Risk' of developing pressure ulcers. The static surface can be easily 'stepped up' with the addition of the new control unit, further assisting in the treatment of severe pressure ulcers.

A complete patient centric solution

- The Softform Active 2 RX combines the pressure redistributing qualities of specially cut foam castellations at the patient interface, with air cells beneath which can be inflated as required to provide active therapy.
- This construction ensures the patient is always supported by enveloping supportive high specification foam*, whether the control unit (powering the air cells) is switched on or off. The comfortable high specification foam provides effective pressure redistribution and ensures comfort is maintained at all times.
- Softform Premier Active 2 is available in various wider sizes to provides a safe, dignified support for patients in need of a wider mattress.




KEY FEATURES AT A GLANCE

From the Modular Construction to the Plug'n'Play control unit...




High Specification Static Foam Surface

The patient will remain on a 'Very High Risk' pressure reducing surface, minimising the risk of pressure damage in the unlikely event of a power failure.




Plug'n'Play Digital Control Unit

An intuitive user interface makes it easy to set up and use.



Cost Saving Modular Construction

All components are easily and economically replaceable, contributing to a lower cost of ownership.



Reduce Shear Forces With Glide Mechanism

An innovative glide mechanism significantly reduces shear forces when used with an electric profiling bed. EPUAP suggests the avoidance of subjecting the skin to both pressure and shear forces, both major contributory factors in the development of pressure ulcers (EPUAP, 2014).



Self Adjusting System

No pressure adjustments are required, the Active 2RX control unit delivers the optimum pressure.



Powered hybrid support surfaces

There are generally two types of powered hybrid support surfaces.

1

High specification foam layer over an alternating air cell layer

Hybrid support surfaces in 'static' mode



› High specification foam layer within a deflated air cell



2

High specification foam layer over an alternating air cell layer

Hybrid support surfaces in 'alternating' mode



› Deflated air cell beneath a high specification foam layer



› The first type of hybrid support surface is similar to a non-powered hybrid, but offers the additional option of attaching a control unit.

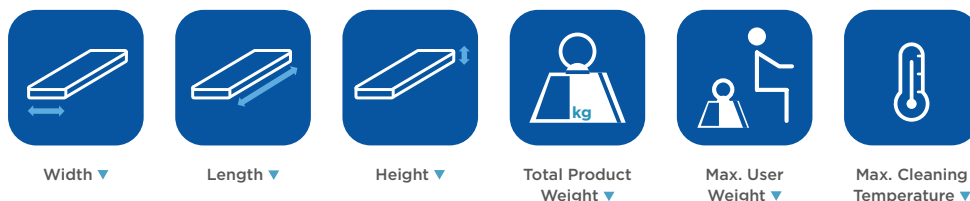
This control unit has two important functions:

1. To prevent air from diffusing from the support surface
2. To provide a form of alternating pressure support as a step-up therapy

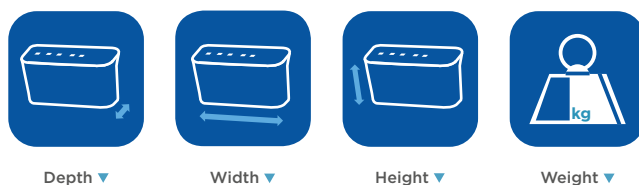
The alternating pressure support that is being provided has a lower amplitude. This is because the air cells are filled with a low-density foam in the core. Therefore, offloading as an essential part of alternating pressure support is less optimal, compared to traditional alternating pressure support products.

Technical data ▼

For more information about this product, including the user manual, please visit our website:
www.invacare.eu



	Width ▼	Length ▼	Height ▼	Total Product Weight ▼	Max. User Weight ▼	Max. Cleaning Temperature ▼
Softform Active 2 RX Mattress	830-900mm (10mm increments) 1000-1030-1050- 1150-1200mm	1810-2100mm (10mm increments)	152 mm	14 kg	247.6 kg	95° C



	Depth ▼	Width ▼	Height ▼	Weight ▼
Control Unit	105 mm	275 mm	155 mm	1.75 kg

Colour ▼



Baltic Blue

Please note: colours may vary slightly from those displayed above.

Regulatory data ▼

Mattress is manufactured to:

European Standard: BS EN 597-1 Cig
 European Standard: BS EN 597-2 Match
 BS7177:1996 Crib 5.

Control Unit:

Noise Level: ≤ 24 dB*
 Cycle Time: 10 minutes (1 in 2 cycle)

Fire Regulations Standard:

BS7177:2008

*Test report available on request.

Other info ▼

- ▶ High specification castellated foam surface
- ▶ Active support when required
- ▶ Clinically proven for all categories of pressure ulcers
- ▶ Suitable for very high/high risk patients
- ▶ Crib 5 or crib 7 fire retardant cover options
- ▶ Maximum user weight 247.6 kg
- ▶ Various sizes available

Essential nursing care is pivotal in pressure ulcer prevention. This mattress will positively contribute to the outcome of a pressure ulcer prevention care plan. Education, clinical judgment and action based planning based on vulnerability are fundamental factors in the prevention of pressure ulcers. A range of assessment scales can be used as a formal method of assessing risk from pressure ulcer development, and should be used in conjunction with an informal assessment (informed nursing judgment).

Tel: +41 61 487 70 70
hqeuropa@invacare.com
www.invacare.eu.com

Invacare International GmbH
 Neuhofweg 51
 4147 Aesch BL
 Switzerland



Yes, you can.®